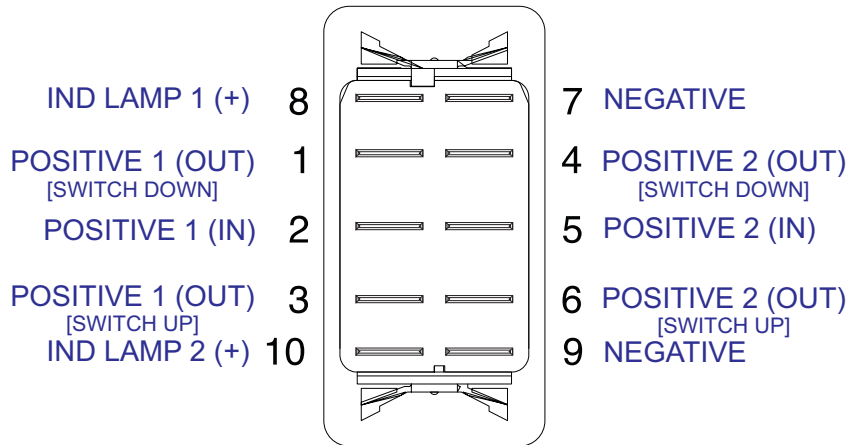
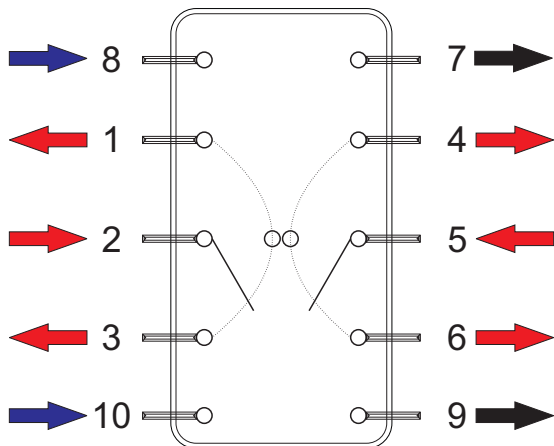
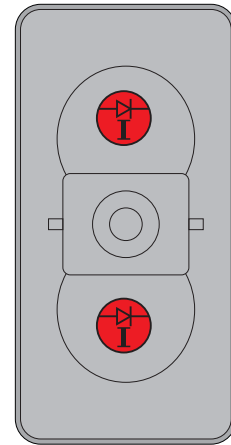


# ON-OFF-ON VJD2-UCCB

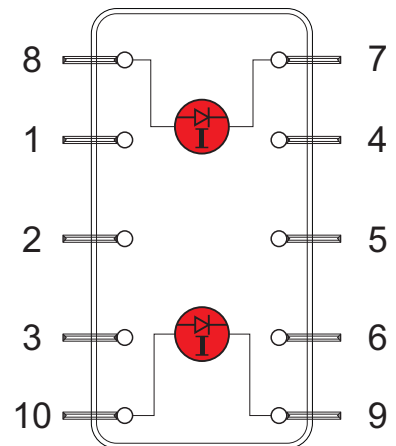
## TERMINALS



## LAMPS



## CIRCUIT DIAGRAM



## LAMP DIAGRAM

[www.RockerSwitchPros.com](http://www.RockerSwitchPros.com)

## KEY

- INDEPENDENT INCANDESCENT LAMP (WHITE)
- INDEPENDENT LED LAMP (RED)
- DEPENDENT INCANDESCENT LAMP (WHITE)
- DEPENDENT LED LAMP (RED)

- LOAD CURRENT IN/OUT
- INDEPENDENT LAMP TRIGGER
- NEGATIVE RETURN CURRENT
- (ON) MOMENTARY CIRCUIT
- MOMENTARY CIRCUIT