

12VOLT DISTRIBUTION PANEL

NOTES:
 * (1) DISCONNECT SOLENOID (BELOW CIRCUIT BOARD) IS NOT SHOWN.
 (2) SOME OPTIONS MAY NOT BE AVAILABLE ON SPECIFIC MODELS.

ALL DIMENSIONS ARE IN INCHES UNLESS OTHERWISE SPECIFIED.

LEGEND:
 1. THIS MODEL CONFORMS TO ANSI 119.2MPPA 501C, STANDARD ON RECREATIONAL VEHICLES 1999 EDITION, AND NEC 1999 EDITION

SCALE	1/4	PROJECT	5000
DATE	2-7-02	DRAWN BY	BRB
DATE	04/09/02	DATE	13:15:15
BY	BRB	DESCRIPTION	NEW DRAWING
DCR			

DO NOT SCALE DRAWING

NATIONAL RV Inc.	1 of 5
ELECTRICAL SYSTEM	
12V/120V POWER SYSTEM-ALL MODELS	
SIZE	1 of 5
RELEASE NO.	500-39-00055
LG	02-000
DATE	04/09/02
DATE	13:15:15
BY	BRB
DESCRIPTION	NEW DRAWING
DCR	

A.C. LOADS LEG A

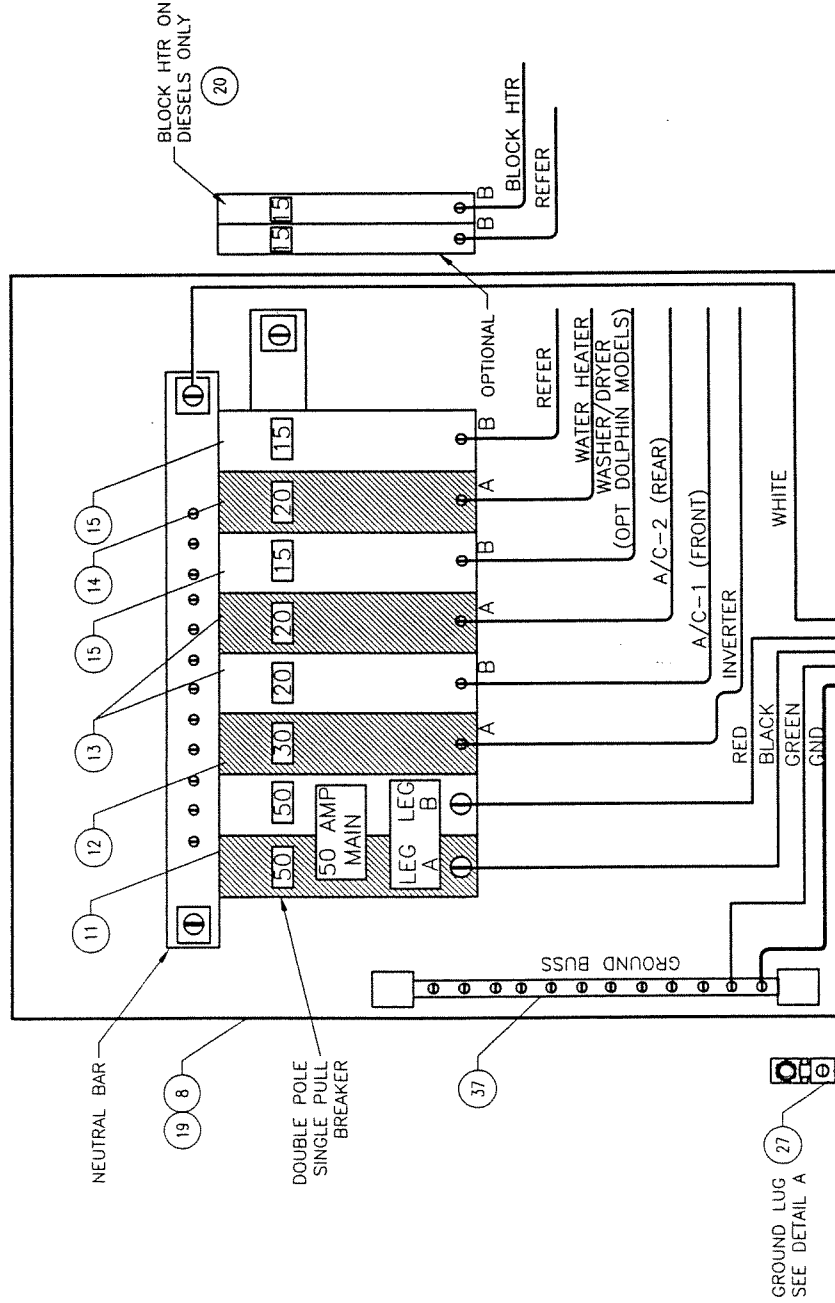
INVERTER-CONVERTER/100A DC CHARGER 3235W
AIR COND-2 1620W
WATER HEATER 1400W
WATTS PER LEG 6255W

A.C. LOADS LEG B

AIR COND-1 1620W
W/D 1400W
REFER 875W
WATTS PER LEG 4295W

AMPERES PER LEG

A	B
48.6	35.8



GROUND LUG A
SEE DETAIL A

#6 BARE
COPPER WIRE

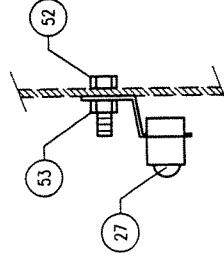
FROM TRANSFER SWITCH

NOTES:

1. APPLY CIRCUIT LABEL ABOVE BREAKERS INSIDE DOOR.

DETAIL A

SCALE: 1/2
GROUND LUG MOUNTING
DO NOT USE TEK SCREWS



ALL DIMENSIONS ARE IN INCHES UNLESS OTHERWISE SPECIFIED.

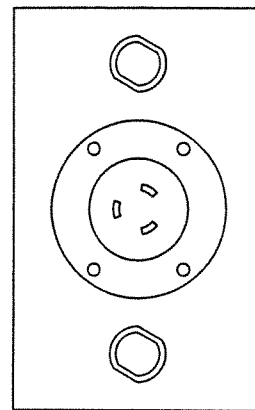
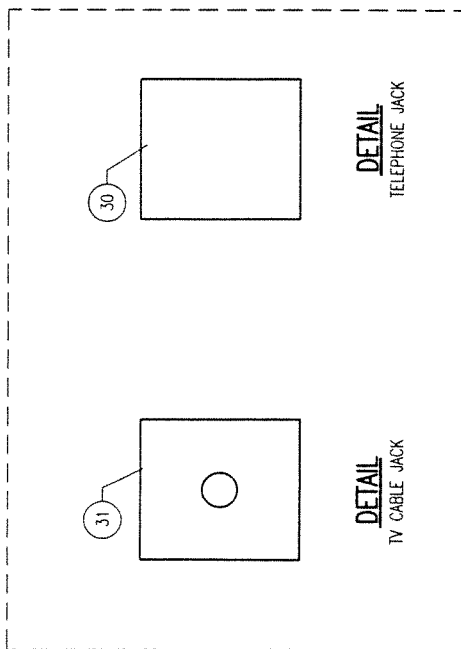
DO NOT SCALE DRAWING

NATIONAL RV INC.

ELECTRICAL SYSTEM
12V/120V POWER SYSTEM

SIZE RELEASE NO. 02-000
LG 500-39-00055
SHEET 2 OF 5

TO PANEL BOARD
3/4" GRAY FLEX
WITH 6-3 W/GND



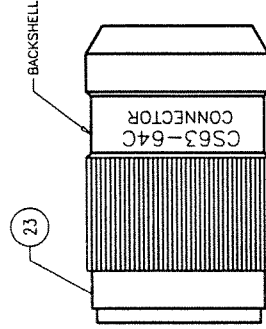
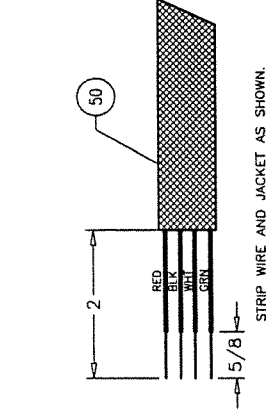
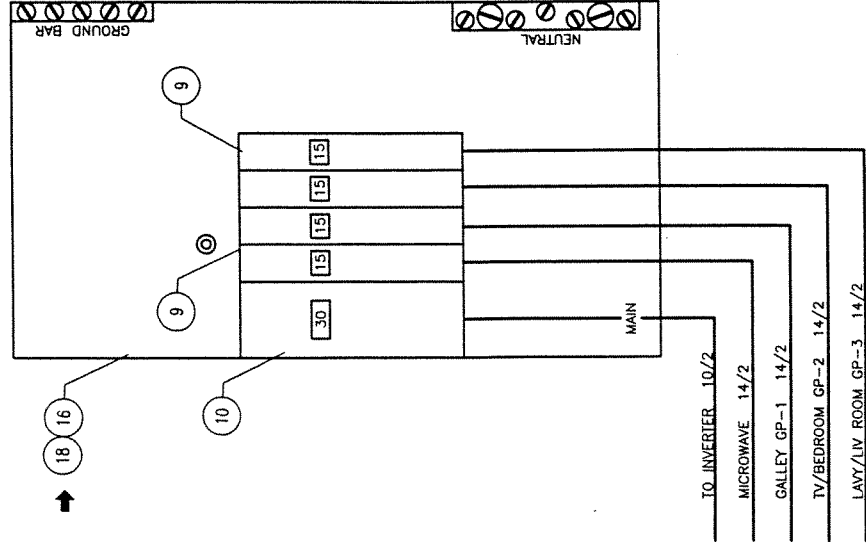
DETAIL
SCALE: 1/3
BOTTOM VIEW W/FLANGED INLET

ALL DIMENSIONS ARE IN INCHES UNLESS OTHERWISE SPECIFIED.

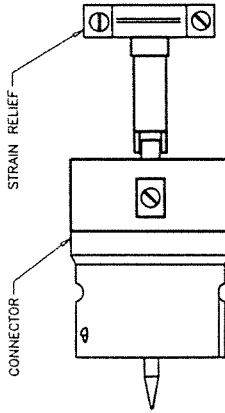
NATIONAL RV INC.			
TITLE			
ELECTRICAL SYSTEM			
12V/120V POWER SYSTEM			
SIZE	RELEASE NO.	DWG NO.	SHEET
1/8	02-000	500-39-00055	3 of 5

DO NOT SCALE DRAWING

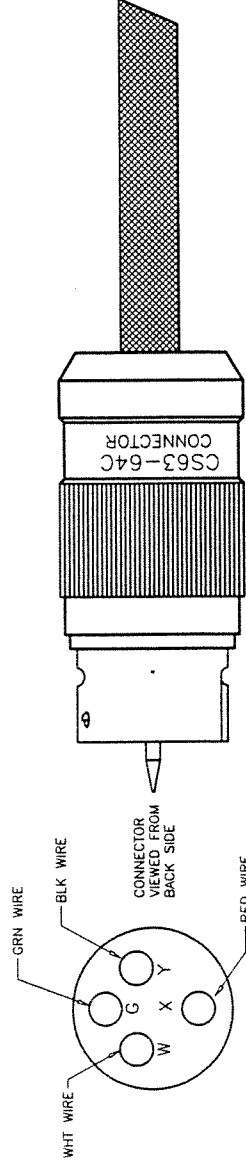
40AMP SUB PANEL



INSTALL BACKSHELL ON CABLE PRIOR TO TERMINATING WIRES IN CONNECTOR.

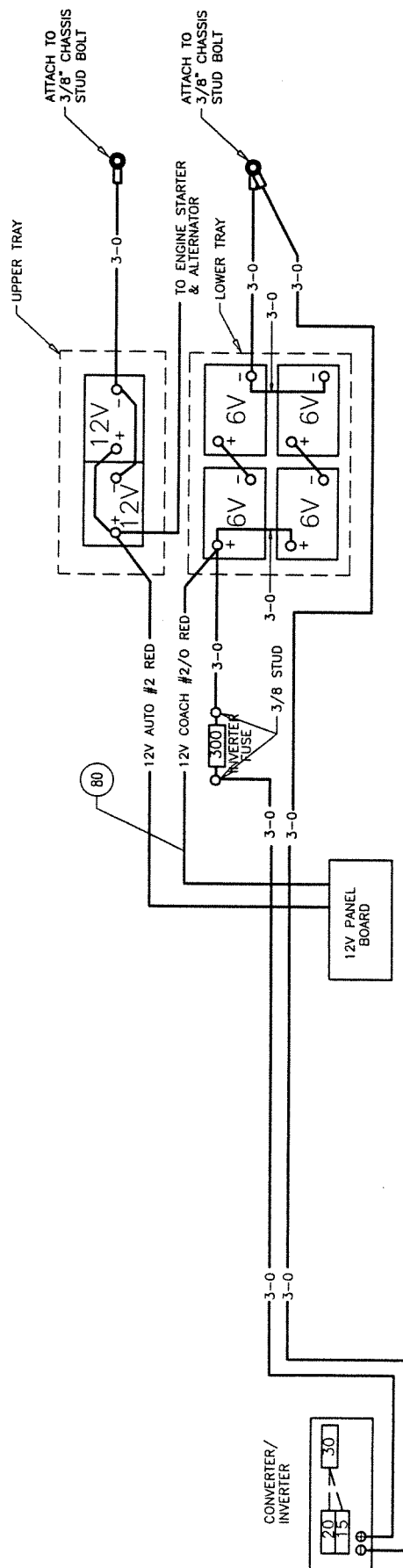


TIGHTEN STRAIN RELIEF ON JACKETED PORTION OF CABLE ONLY.



TIGHTEN BACKSHELL AFTER ASSEMBLY IS COMPLETED.

LEGEND:		ALL DIMENSIONS ARE IN INCHES UNLESS OTHERWISE SPECIFIED.		DO NOT SCALE DRAWING		NATIONAL RV INC.	
03-00	ADDED SUB PANEL FOR 2003	KIM	1-30-02	DATE	1-15-02	PROJECT	5000
NEW DRAWING		KIM	1-15-02	DATE	1-15-02	SCALE	1/2
DCR	DESCRIPTION	BY	DATE	PLOT	04/09/02 13:15:35	PROJECT	5000
						TITLE	
						ELECTRICAL SYSTEM	
						120V/240V 50A POWER CORD/40A SUB PANEL	
						SIZE	
						LC	
						RELEASE NO.	
						500-39-00055	
						SHEET	
						4 of 5	



LEGEND:

ALL DIMENSIONS ARE IN INCHES UNLESS OTHERWISE SPECIFIED.

DO NOT SCALE DRAWING

					SCALE	1:60
					PROJECT	5000
					DATE	1-15-02
					DRAWN BY	KIM
					KIM	1-15-02
					DESCRIPTION	
DCR					BY	DATE
					PLOT	04/09/02 13:15:41

NATIONAL RV Inc.			
TITLE ELECTRICAL SYSTEM 12V BATTERY WIRING			
SIZE 1:1	RELEASE NO. 02-000	DWG NO. 500-39-00055	SHEET 5 of 5