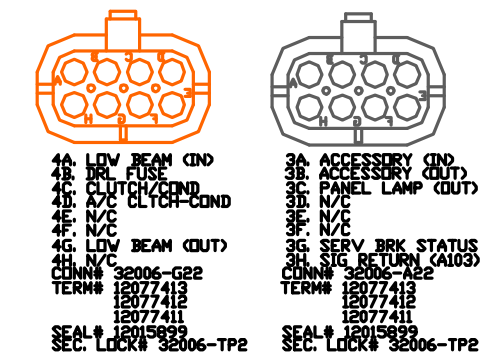
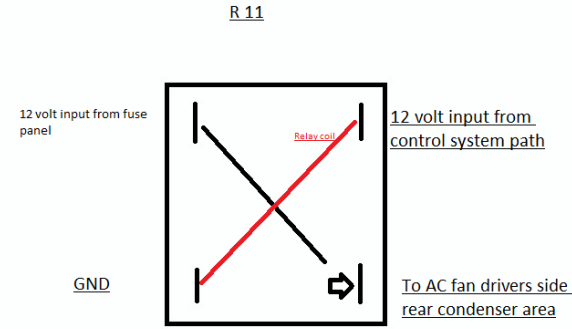


REV.	UNIT	DESCRIPTION OF CHANGE	BY	DATE
--	-	-----	---	--/--/--

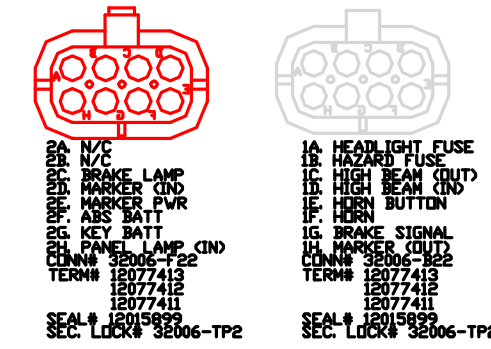
2007 MODEL YEAR  
DIPLOMAT/ENDEAVOR/KNIGHT/AMBASSADOR,  
W/NEW HARNESS SET (AFTER OCT 2006)

The control ckt comes via the dash and the pressure sensors on the firewall above the generator on the left. From there it goes to the 12 volt input at the fuse panel.  
This energizes the relay and 12 volts is sent via the bottom right contact to the ac fan clutch and the condenser fan. Had a shorted fan blowing the fuse.

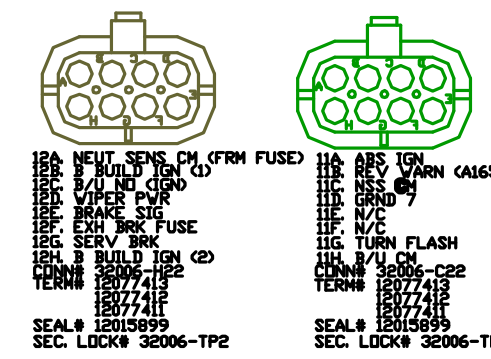


- 4A. LDF BEAM (CND)
  - 4B. DR. FUSE
  - 4C. CLUTCH/COND
  - 4D. A/C CLTCH-COND
  - 4E. N/C
  - 4F. N/C
  - 4G. LDF BEAM (OUT)
  - 4H. N/C
  - CONN# 32006-G22
  - TERM# 12077413
  - 12077412
  - 12077411
  - SEAL# 12015899
  - SEC. LOCK# 32006-TP2
- 3A. ACCESSORY (CND)
  - 3B. ACCESSORY (OUT)
  - 3C. PANEL LAMP (OUT)
  - 3D. N/C
  - 3E. N/C
  - 3F. N/C
  - 3G. SERV BRK STATUS
  - 3H. SIG RETURN (A103)
  - CONN# 32006-A22
  - TERM# 12077413
  - 12077412
  - 12077411
  - SEAL# 12015899
  - SEC. LOCK# 32006-TP2

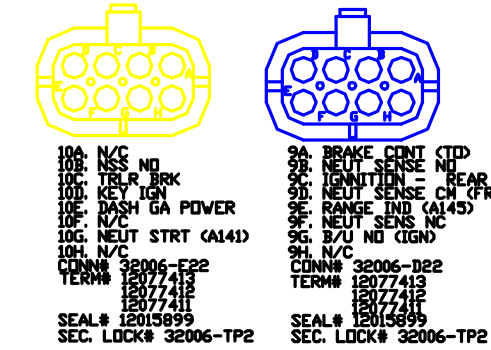
- F1-B/U FUSE (15A)
- F2-IGN/REAR (15A)
- F3-TRLR BRK (20A)
- F4-DASH GAUGE (10A)
- F5-BUILD IGN (15A)
- F6-BUILD IGN (15A)
- F7-TURN FLASH (20A)
- F8-ABS IGN (5)
- F9-VPR PWR (15A)
- F10-EXH BRK FSE (15A)
- F11-NEUT SNS CM (10A)
- F12-LDF BEAM (15A)
- F13-HI BEAM (15A)
- F14-HORN (20A)
- F15-BRAKE (15A)
- F16-MARKER (15A)
- F17-ACCESSORY (15A)
- F18-A/C CLUTCH (20A)
- F19-DR. (25)
- F20-HAZARD (20A)
- F21-HEADLIGHT (25A)
- F22-MARKER PWR (15A)
- F23-ABS BATT (20A)
- F24-KEY BATT (15A)
- F25-PNL LMP (10A)
- R1-NEUT SNS RLY
- R2-BRK SIG RLY
- R3-IGN2 (SRTR/RND) RLY
- R4-TRLR BRK RLY
- R5-IGN1 (STRT/RND) RLY
- R6-B/U IGN SIG RLY
- R7-NEUT STRT RLY
- R8-LDF BEAM RLY
- R9-BRAKE RLY
- R10-TRNS BRK RLY
- R11-A/C RLY
- R12-HI BEAM RLY
- R13-MKRI RLY
- R14-BRK SIG RLY
- R15-ACC RLY
- R16-HORN RLY
- D1-BRK SIG (3A)
- D2-NEUT SNS CM (3A)



- 2A. N/C
  - 2B. N/C
  - 2C. BRAKE LAMP
  - 2D. MARKER (CND)
  - 2E. MARKER PWR
  - 2F. ABS BATT
  - 2G. KEY BATT
  - 2H. PANEL LAMP (CND)
  - CONN# 32006-T22
  - TERM# 12077413
  - 12077412
  - 12077411
  - SEAL# 12015899
  - SEC. LOCK# 32006-TP2
- 1A. HEADLIGHT FUSE
  - 1B. HAZARD FUSE
  - 1C. HIGH BEAM (OUT)
  - 1D. HIGH BEAM (CND)
  - 1E. HORN BUTTON
  - 1F. HORN
  - 1G. BRAKE SIGNAL
  - 1H. MARKER (CND)
  - CONN# 32006-B22
  - TERM# 12077413
  - 12077412
  - 12077411
  - SEAL# 12015899
  - SEC. LOCK# 32006-TP2



- 12A. NEUT SNS CM (FRM FUSE)
  - 12B. B BUILD IGN (1)
  - 12C. B/U NO CIGD
  - 12D. VIPER PWR
  - 12E. BRAKE SIG
  - 12F. EXH BRK FUSE
  - 12G. SERV BRK
  - 12H. B BUILD IGN (2)
  - CONN# 32006-H22
  - TERM# 12077413
  - 12077412
  - 12077411
  - SEAL# 12015899
  - SEC. LOCK# 32006-TP2
- 11A. ABS IGN
  - 11B. B/U VARN (A165)
  - 11C. NSS (1)
  - 11D. GRND (7)
  - 11E. N/C
  - 11F. N/C
  - 11G. TURN FLASH
  - 11H. B/U CM
  - CONN# 32006-C22
  - TERM# 12077413
  - 12077412
  - 12077411
  - SEAL# 12015899
  - SEC. LOCK# 32006-TP2



- 10A. N/C
  - 10B. NSS NO
  - 10C. TRLR BRK
  - 10D. KEY IGN
  - 10E. DASH GA POWER
  - 10F. N/C
  - 10G. NEUT STRT (A141)
  - 10H. N/C
  - CONN# 32006-F22
  - TERM# 12077413
  - 12077412
  - 12077411
  - SEAL# 12015899
  - SEC. LOCK# 32006-TP2
- 9A. BRAKE CONT (CND)
  - 9B. NEUT SENSE NO
  - 9C. IGNITION - REAR DIST
  - 9D. NEUT SENSE CM (FRM FUSE)
  - 9E. RANGE IND (A145)
  - 9F. NEUT SENS NC
  - 9G. B/U NO (IGN)
  - 9H. N/C
  - CONN# 32006-D22
  - TERM# 12077413
  - 12077412
  - 12077411
  - SEAL# 12015899
  - SEC. LOCK# 32006-TP2

