

1000

1. THIS MODEL CONFORMS TO ANSI 119.2.NFPA 501C, STANDARD ON RECREATIONAL VEHICLES 1999 EDITION; AND NEC 1999 EDITION

ALL DIMENSIONS ARE IN INCHES UNLESS OTHERWISE SPECIFIED.

DO NOT SCALE DRAWING

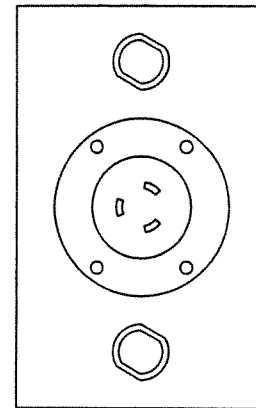
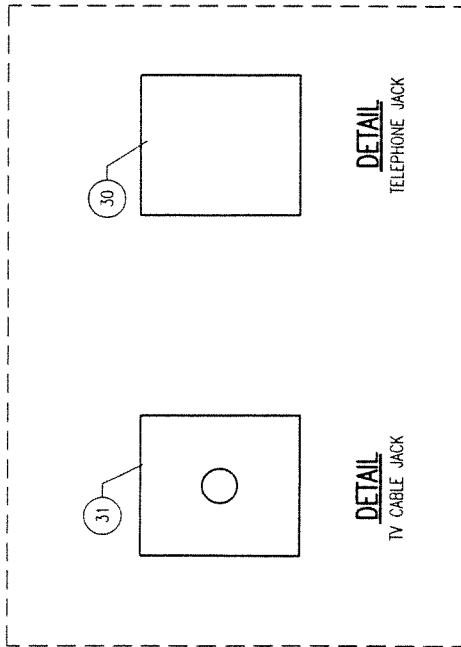
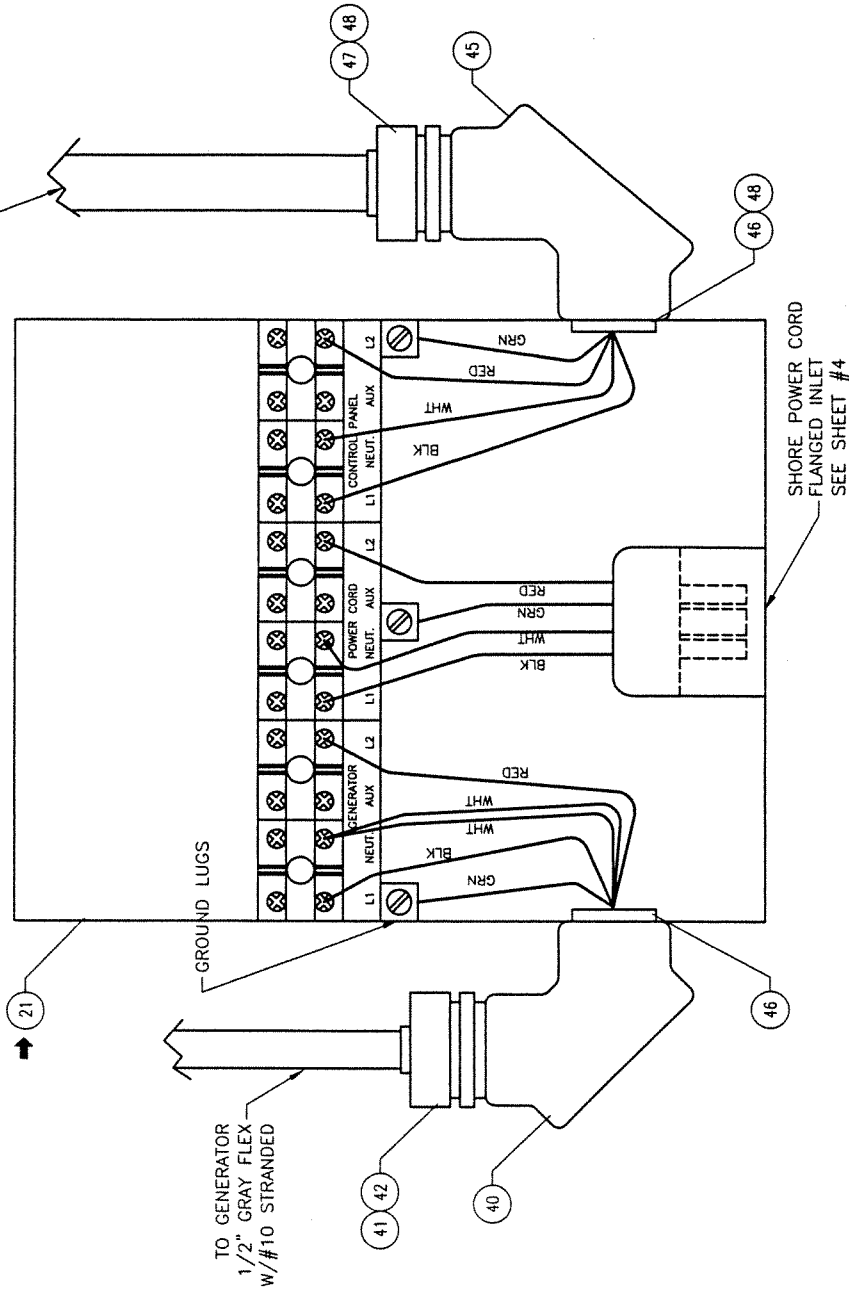
[illegible]

NATIONAL RV INC.			
TITLE			
ELECTRICAL SYSTEM			
12V/120V POWER SYSTEM-ALL MODELS			
SIZE	RELEASE NO.	DWG NO.	SHEET
LG	02-000	500-39-00055	1 of 5

[illegible]

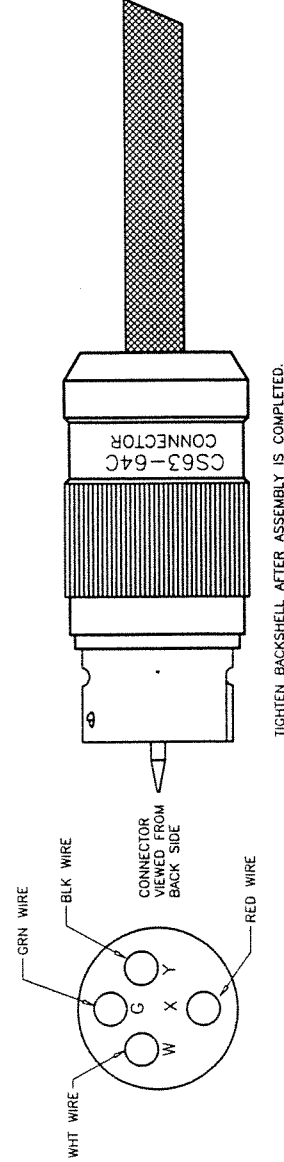
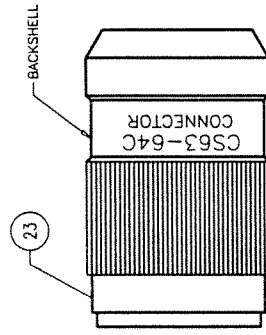
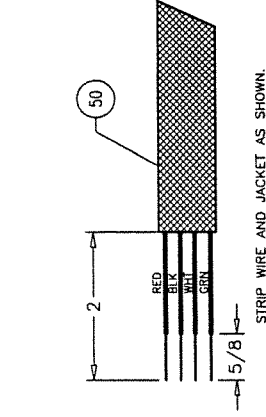
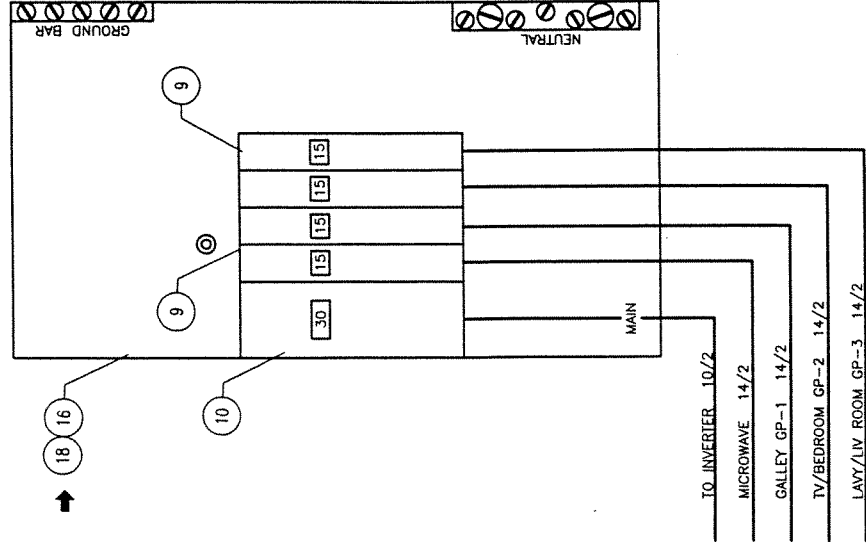
# **50AMP TRANSFER SWITCH** W/FLANGED INLET

TO PANEL BOARD  
3/4" GRAY FLEX  
WITH 6-3 W/GND



NATIONAL RV Inc.		SCALE	1/2	PROJECT	5000	TITLE	ELECTRICAL SYSTEM
03-00		ADDED NEW TRANS SWITCH FOR 2003	KIM	2-1-02	DATE	2-7-02	12V/120V POWER SYSTEM
NEW DRAWING		DESCRIPTION	KIM	2-7-02	DATE	2-7-02	12V/120V POWER SYSTEM
DO NOT SCALE DRAWING		BY	DATE	DATE	DATE	DATE	DATE
ALL DIMENSIONS ARE IN INCHES UNLESS OTHERWISE SPECIFIED.		DCR	04/09/02	13:15:30	LG	02-000	500-39-00055
LEGEND:		SHEET 3 of 5					

# 40AMP SUB PANEL



NATIONAL RV inc.				ELECTRICAL SYSTEM				120V/240V 50A POWER CORD/40A SUB PANEL				SHEET			
03-00				ADDED SUB PANEL FOR 2003				1-10-02				1-15-02			
NEW DRAWING				KIM				KIM				KIM			
DCR				DESCRIPTION				BY				DATE			
DO NOT SCALE DRAWING				ALL DIMENSIONS ARE IN INCHES UNLESS OTHERWISE SPECIFIED.				SCALE				1/2			
								PROJECT				5000			
								DATE				1-15-02			
								DRAWN BY				KIM			
								PLOT				04/09/02 13:15:35			
								RELEASE NO.				500-39-00055			
								SIZE				LC			
								TITLE				4 of 5			

