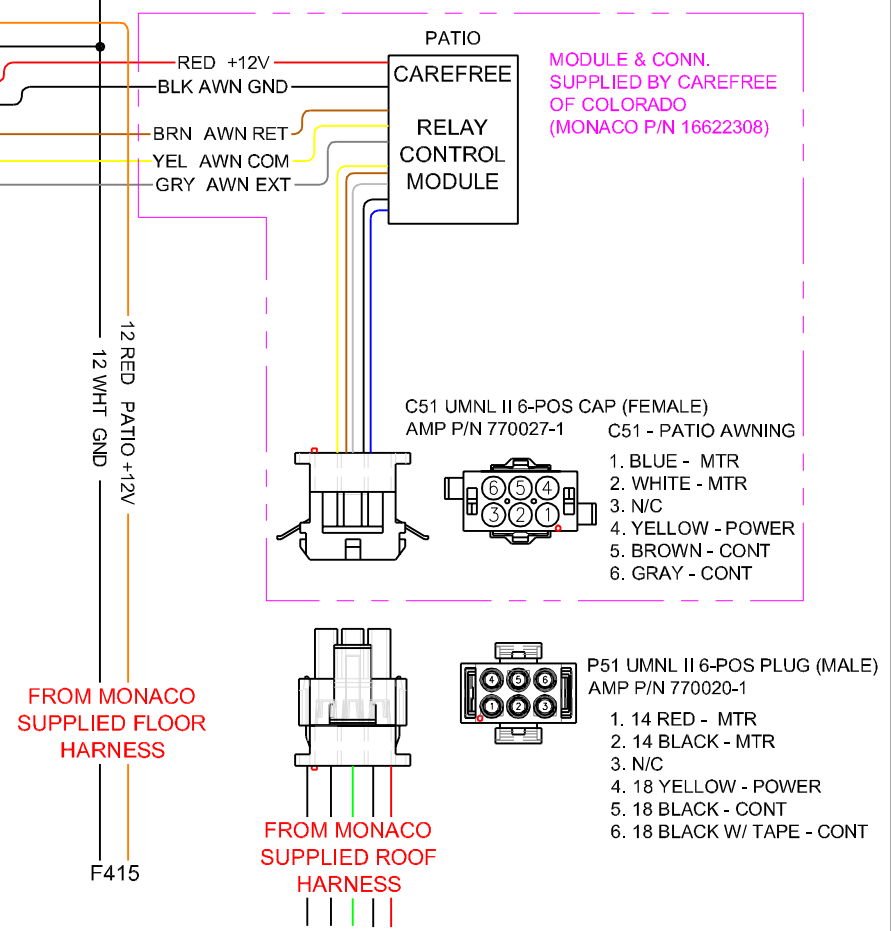
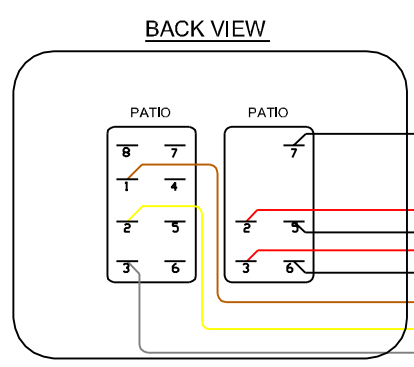
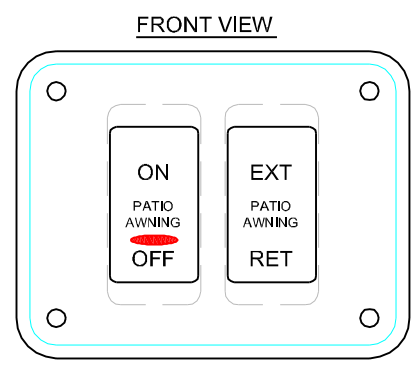


REV.	UNIT	DESCRIPTION OF CHANGE	BY	DATE
A	-	GENERATED FOR 2009 MODEL YEAR	BJC	7/7/08



- NOTE:
- 1.) **ECLIPSE** 12V PATIO AWNING W/ 12V DOOR AWNING SWITCHES ARE TO BE MOUNTED BELOW THE ENTRY SWITCH PANEL ON THE DASH PANEL.
  - 2.) ON/OFF SWITCH 12GA WHT, BLUE, RED, & BLK WIRES ARE MONACO SUPPLIED.
  - 3.) 14GA GREEN & BROWN W/ JUMPERS & CONNECTOR ARE TO BE SUPPLIED WITH THE PANELS.
  - 4.) SWITCHES ARE *NOT* TO BE BACK LIT.

2009 ADMIRAL, MONARCH, SIMBA GAS, COMPRESSION GAS