

MACERATOR:

USED MY2016 TO CURRENT.

PART #0303362; THETFORD: PUMP,MACERATOR THETFORD SANI-CON TURBO
MODEL #97646 WIWHT 30' HOSE/SLEEVE

COMPLAINT: CS THE MACERATOR WILL NOT RUN OR RUNS BUT WILL NOT
PUMP .

1. CAUSE: THE BREAKER FOR THE MACERATOR IS TRIPPED OFF OR HAS NO
POWER TO IT

BREAKERS SHOWN BY MY2016-2019

2. CAUSE: THE RELAY IN THE WET BAY HAS FAILED AND ONLY CLICKS WITHOUT
SENDING POWER TO MACERATOR MOTOR.

3. CAUSE: THE MACERATOR SWITCH HAS FAILED OR WIRES HAVE LOST
CONNECTION IN THE WET BAY.

4. CAUSE: THE MACERATOR OR HOSE IS PLUGGED AND WILL NOT EMPTY THE
TANKS.



MY 2019

CAUSE #1.: THE BREAKER FOR THE MACERATOR IS TRIPPED OFF AT THE DCD BOARD ON THE PASSENGER SIDE BATTERY COMPARTMENT.

CORRECTION: CHECK AND RESET BREAKER IF IT IS TRIPPED.




DCD BOARD IS LOCATED ON THE PASSENGER SIDE, REAR BULKHEAD, BEHIND THE CARPETED PANEL.




MY2017 & 2018:

CAUSE #1: CHECK FOR POWER AT THE MINI BREAKER LOCATED ON THE PASSENGER SIDE, REAR BULKHEAD, BEHIND THE VELCRO CARPETED PANEL.



MY2016:

CAUSE #1: CHECK FOR POWER AT THE MINI BREAKER LOCATED ON THE PASSENGER SIDE, REAR BULKHEAD, BEHIND THE VELCRO REMOVABLE CARPETED PANEL.



ALL MY2016 TO CURRENT:

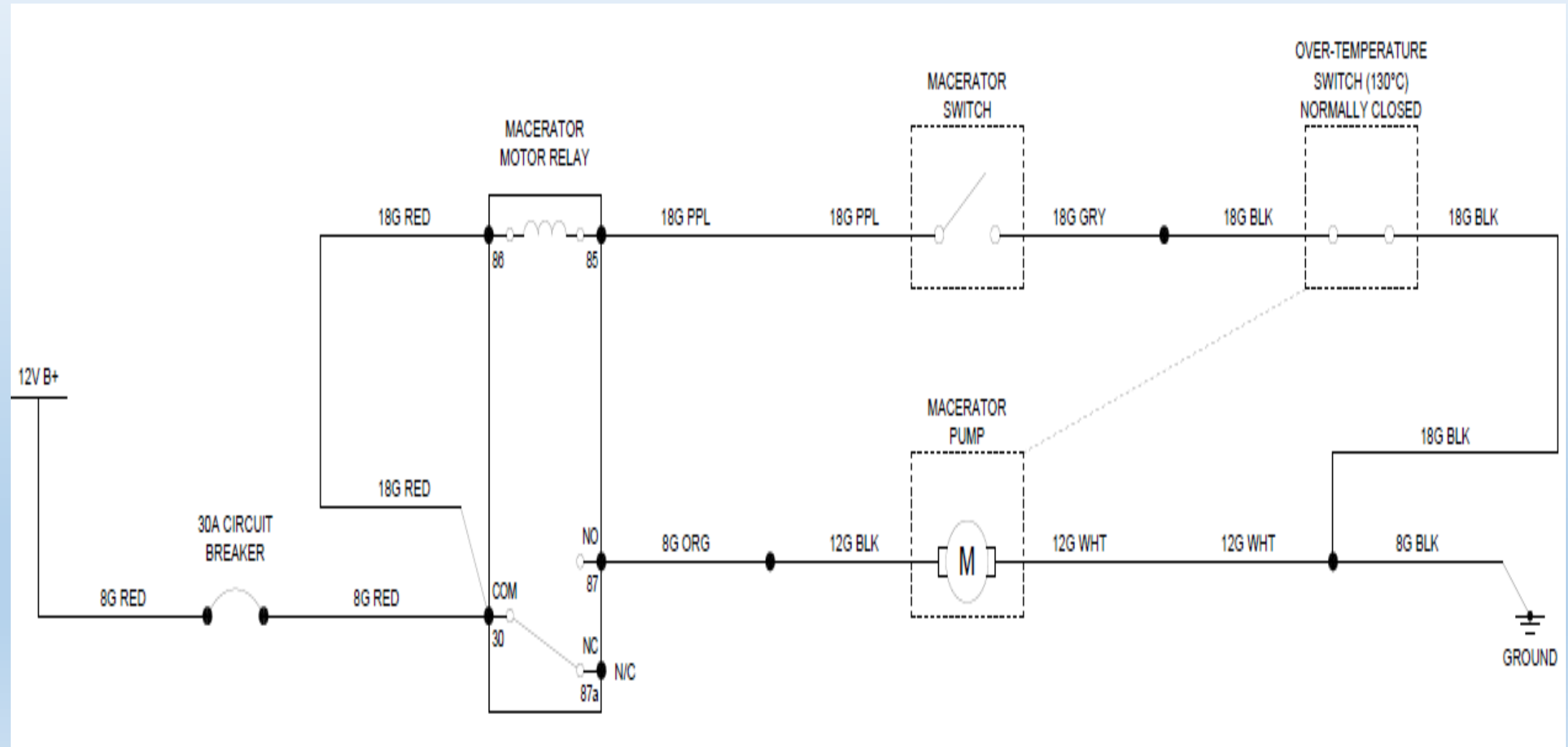
CAUSE #2: THE RELAY IN THE WET BAY HAS FAILED AND ONLY CLICKS WITHOUT SENDING POWER TO MACERATOR MOTOR. TEST POWER AT RELAY INPUT AND OUT PUT TO THE MACERATOR.

CORRECTION: TEST AND REPLACE THE RELAY AS NEEDED.

THE RELAY IS LOCATED ON THE RIGHT SIDE OF THE WET BAY BY OR BEHIND THE COVER BOARD NEAR THE WATER HOSE REEL.



System Schematic




SPADE TERMINAL AND LAYOUT.

METER THE RELAY:

MACERATOR SWITCH ON CONNECTS GROUND TO #85.
CHANGES 12V B+ FROM TERMINAL #87A TO #87.

#30, 12V B+ FEED TO RELAY

#85, GROUND




#86, 12V B+

#87A, 12V B+ WITH GROUND
INCOMPLETE; SWITCH OFF.

#87, 12V B+ WITH GROUND
COMPLETE; SWITCH ON.

METER THE RELAY:
MACERATOR SWITCH ON CONNECTS GROUND TO #85.
CHANGES 12V B+ FROM TERMINAL #87A TO #87.

WITH SWITCH OFF, TEST FOR 12V B+
AT TERMINAL #30 AND #87A.
USE ANY GROUND.




WITH SWITCH ON, TEST FOR
12V B+ AT TERMINALS #30
AND #87. USE ANY GROUND.

ALL MY2016 TO CURRENT

CAUSE #3: THE MACERATOR SWITCH HAS FAILED OR WIRES HAVE LOST CONNECTION AT THE SWITCH OR THE RELAY IN THE WET BAY.

CORRECTION: CHECK WIRE CONNECTIONS ON THE RELAY AND SWITCH IN WATER BAY BOARD.



THIS PHOTO IS LOOKING UP UNDER NIETH THE WATER BOARD.

ALL MY2016 TO CURRENT

CAUSE #4.: THE MACERATOR OR HOSE IS PLUGGED AND WILL NOT EMPTY THE TANKS.

CORRECTION: REMOVE THE OBSTRUCTION IN THE IMPELLER OR THE HOSE.

- FAILURE TO CLEAR THE OBSTRUCTION COULD CAUSE DAMAGE TO THE PUMP, WHICH IS NOT COVERED UNDER WARRANTY.
- A CLOG OR OBSTRUCTION IN THE PUMP IMPELLER OR HOSE COULD TRIP THE OVER TEMPERATURE SWITCH (130°C).
- LETTING THE PUMP RUN WHILE EMPTY COULD TRIP THE OVER TEMPERATURE SWITCH.