


MOTOR A
*EXTEND
*RETRACT

PROGRAM
SWITCH

MOTOR B
*EXTEND
*RETRACT



LED LIGHTS
PROGRAM MODE
INDIVIDUAL ADJUST
EXTEND TAUGHT
RETRACT TAUGHT
EXTEND
RETRACT


TURN ON MODULE TO PROGRAM

- 1) PRESS PROGRAM BUTTON.
- 2) REVIEW STATUS ON LED LIGHTS:

LED LIGHTS:

PROGRAM MODE LED (ON)
INDIVIDUAL ADJUST(ON)
EXTEND TAUGHT LED (ON)
RETRACT TAUGHT LED(ON)






REMOVING PRESET SOFT-LIMITS

- 1) PRESS AND HOLD PROGRAM BUTTON.
- 2) PRESS MOTOR B RETRACT
- 3) RELEASE PROGRAM & MOT/B RETRACT(RETRACT LED TAUGHT TURNS OFF)
- 4) PRESS AND HOLD PROGRAM BUTTON.
- 5) PRESS MOTOR B EXTEND BUTTON
- 6) RELEASE PROGRAM & MOT/B EXTEND(RETRACT LED TAUGHT TURNS OFF)

LED LIGHTS:

PROGRAM MODE LED (ON)
 INDIVIDUAL ADJUST(ON)
 EXTEND TAUGHT LED (OFF)
 RETRACT TAUGHT LED(OFF)





REPROGRAMMING SOFT-LIMITS

- 1) PRESS MOTOR A&B EXTEND TO FULL EXTEND (**CHECK FOR GOOD INSIDE SEAL**)
- 2) HOLD PROGRAM AND DEPRESS MOTOR B EXTEND ONCE(**EXTEND TAUGHT**)
- 3) PRESS MOTOR A&B RETRACT TO FULL RETRACT(**CHECK S/O FLUSH TO SIDEWALL**)
- 4) HOLD PROGRAM AND DEPRESS MOTOR B RETRACT ONCE(**RETRACT TAUGHT**)
- 5) PRESS AND RELEASE PROGRAM BUTTON(**OUT OF PROGRAM ALL LIGHTS OFF**)
- 6) TEST SLIDEOUT FOR OPERATION.

EXTEND/RETRACT PROGRAMMED

PROGRAM MODE LED (ON)	<input checked="" type="checkbox"/>
INDIVIDUAL ADJUST(ON)	<input checked="" type="checkbox"/>
EXTEND TAUGHT LED (ON)	<input checked="" type="checkbox"/>
RETRACT TAUGHT LED(ON)	<input checked="" type="checkbox"/>

PROGRAM MODE OFF ROOM PROGRAMMED

PROGRAM MODE LED (OFF)	<input type="checkbox"/>
INDIVIDUAL ADJUST(OFF)	<input type="checkbox"/>
EXTEND TAUGHT LED (OFF)	<input type="checkbox"/>
RETRACT TAUGHT LED(OFF)	<input type="checkbox"/>