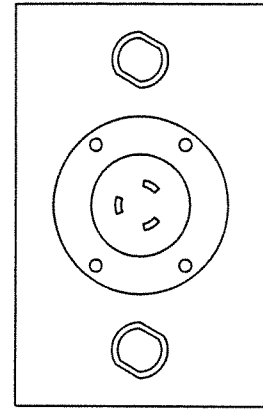
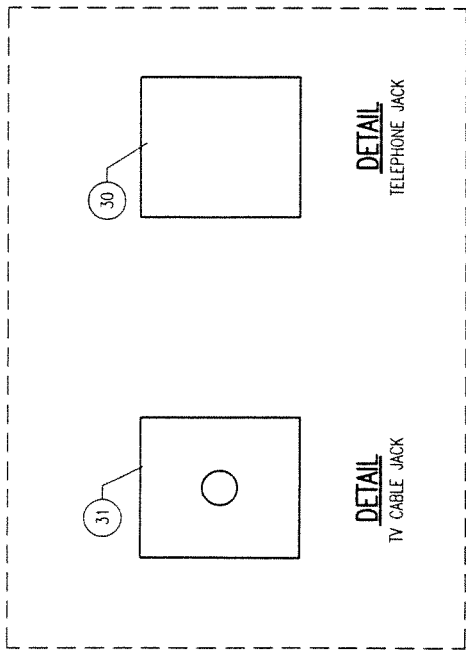
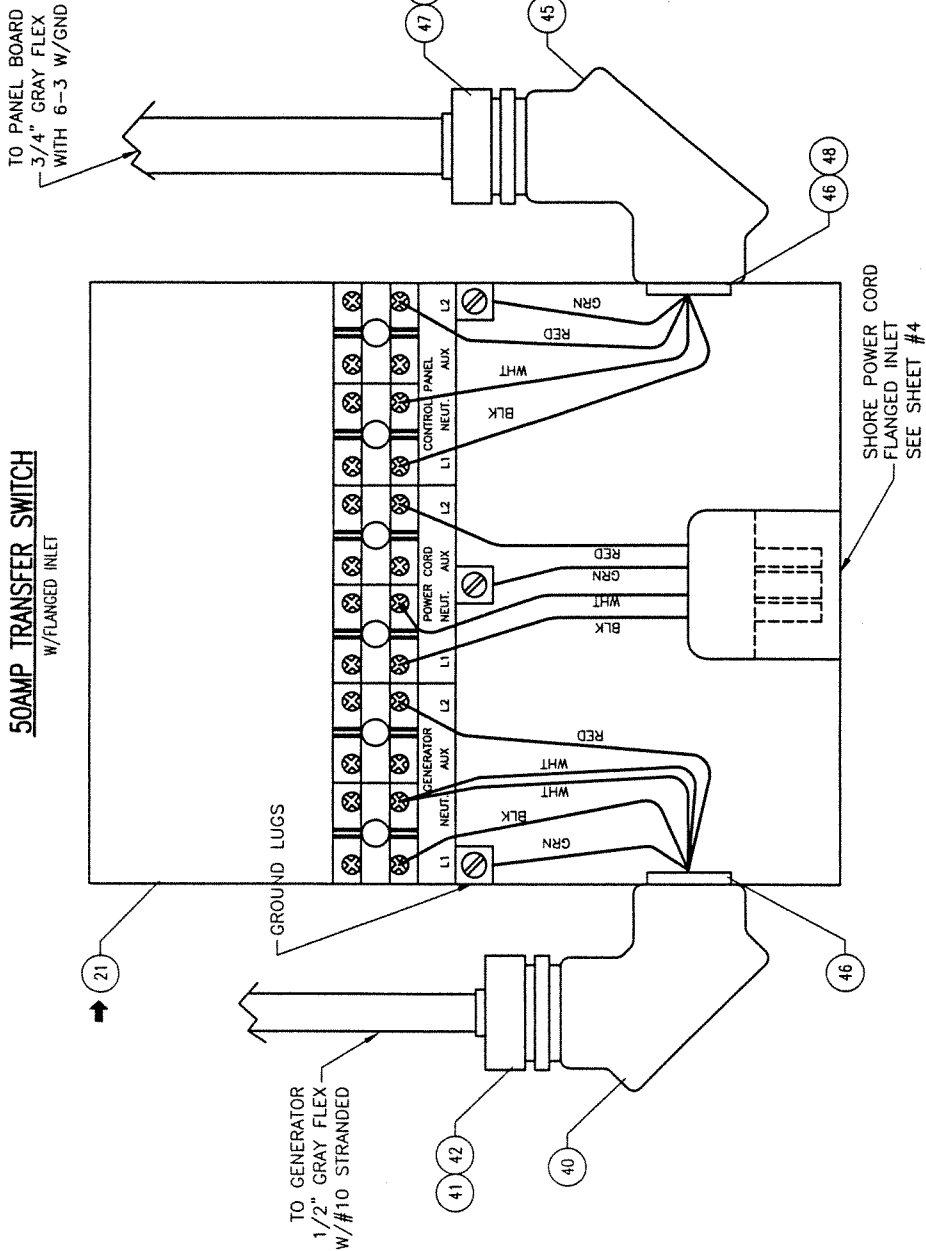






**50AMP TRANSFER SWITCH**  
W/FLANGED INLET



**DETAIL**  
SCALE: 1/3  
BOTTOM VIEW W/FLANGED INLET

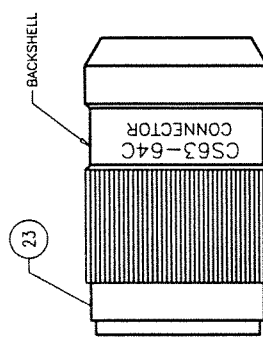
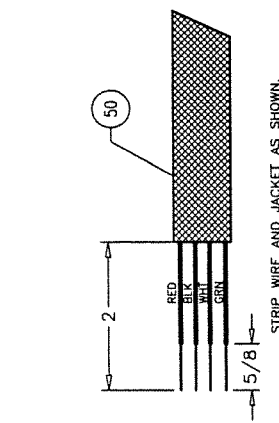
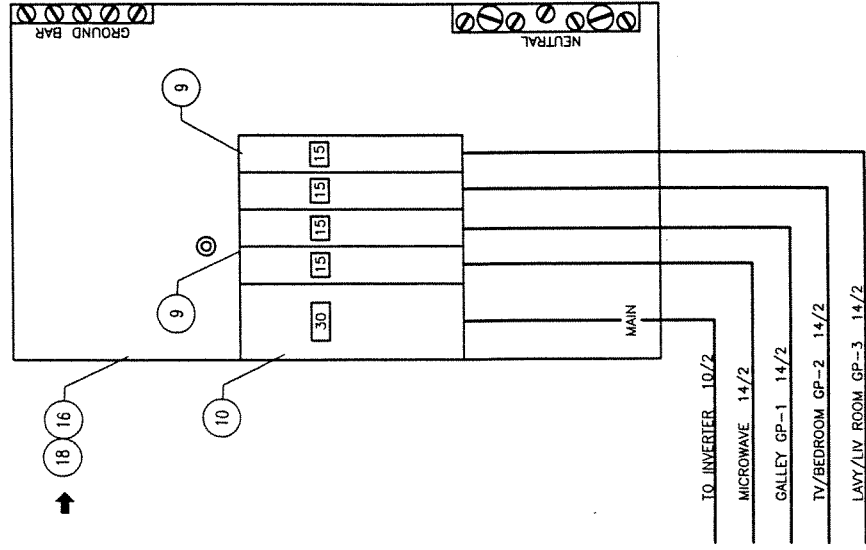
ALL DIMENSIONS ARE IN INCHES UNLESS OTHERWISE SPECIFIED.

DO NOT SCALE DRAWING

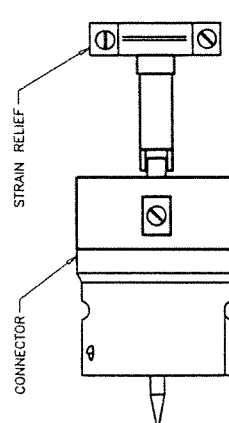
SCALE	1/2
PROJECT	5000
DATE	2-1-02
DATE	2-7-02
DATE	2-7-02
DATE	04/09/02
DATE	13:15:30
BY	KIM
BY	KIM
DESCRIPTION	NEW DRAWING
DESCRIPTION	ADDED NEW TRANS SWITCH FOR 2003
DESCRIPTION	NEW DRAWING
DESCRIPTION	03-00

**NATIONAL RV INC.**  
TITLE: ELECTRICAL SYSTEM  
12V/120V POWER SYSTEM  
SHEET: 3 of 5  
LG: 02-000  
PMS NO.: 500-39-00055  
RELEASE NO.: 02-000


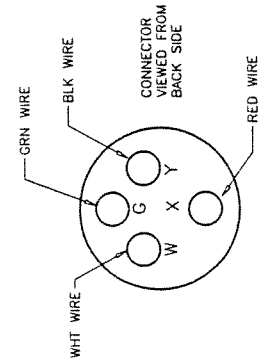
# 40AMP SUB PANEL



INSTALL BACKSHELL ON CABLE PRIOR TO TERMINATING WIRES IN CONNECTOR.

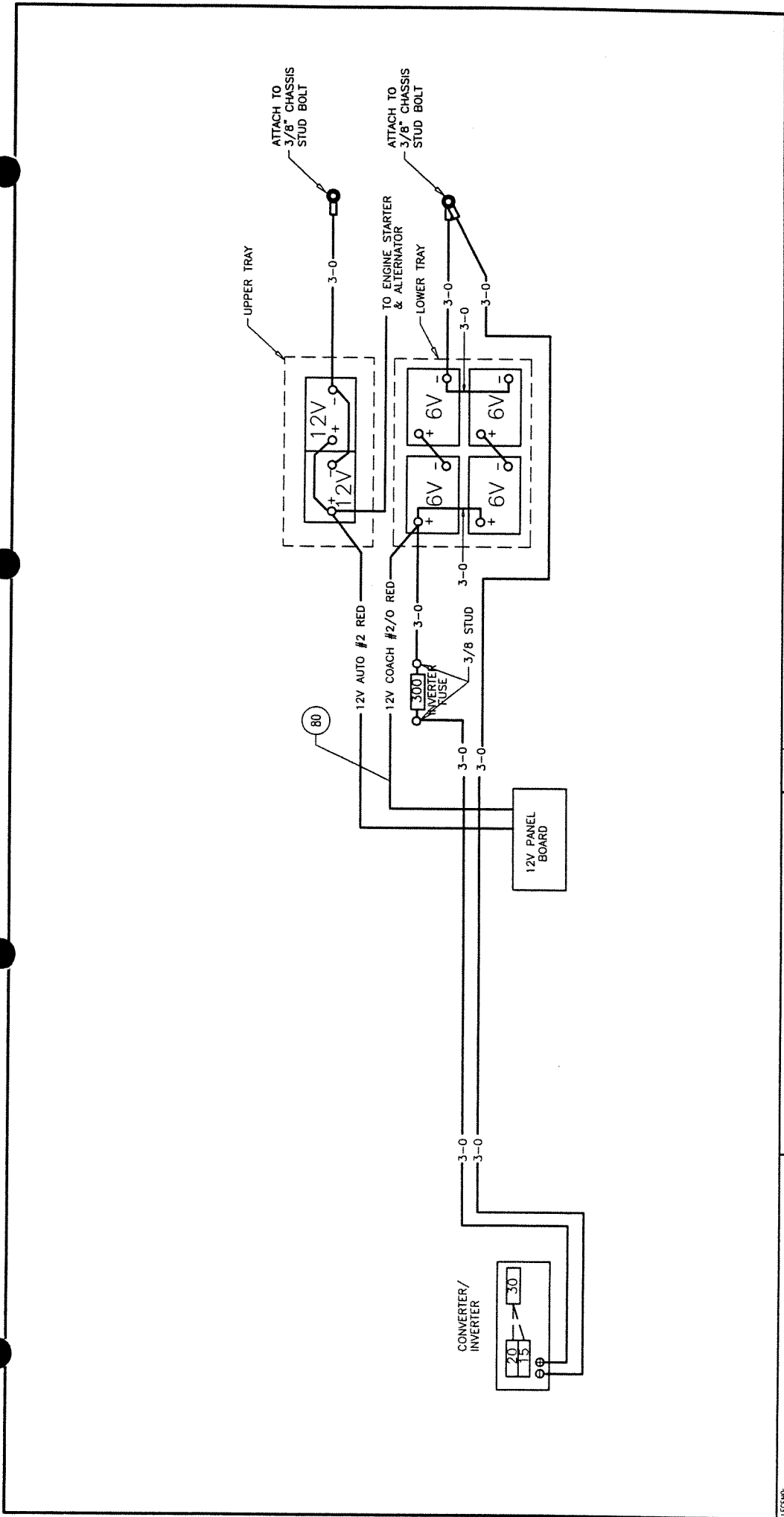


TIGHTEN STRAIN RELIEF ON JACKETED PORTION OF CABLE ONLY.



TIGHTEN BACKSHELL AFTER ASSEMBLY IS COMPLETED.

NATIONAL RV inc.		SCALE	1/2
PROJECT		5000	
03-00	ADDED SUB PANEL FOR 2003	DATE	1-15-02
	NEW DRAWING	DRAWN BY	KIM
DCR	DESCRIPTION	BY	BT
		DATE	04/09/02 13:15:35
ALL DIMENSIONS ARE IN INCHES UNLESS OTHERWISE SPECIFIED.			
DO NOT SCALE DRAWING			
TITLE		ELECTRICAL SYSTEM	
PROJECT		120V/240V 50A POWER CORD/40A SUB PANEL	
SIZE	LC	RELEASE NO.	02-000
IMP. NO.	500-39-00055		
SHEET	4 of 5		



NATIONAL RV INC.		SCALE	1:60
ELECTRICAL SYSTEM		PROJECT	5000
12V BATTERY WIRING		DATE	1-15-02
SIZE	RELEASE NO.	DWG NO.	500-39-00055
LC	02-000	500-39-00055	5 OF 5
ALL DIMENSIONS ARE IN INCHES UNLESS OTHERWISE SPECIFIED.		DATE	1-15-02
DO NOT SCALE DRAWING		BY	KIM
DESCRIPTION		DATE	04/09/02 13:15:41
DCR		BY	KIM
NEW DRAWING		DATE	1-15-02
DRAWN BY		DATE	1-15-02
DESCRIPTION		DATE	1-15-02
DCR		DATE	1-15-02
NEW DRAWING		DATE	1-15-02
DRAWN BY		DATE	1-15-02
DESCRIPTION		DATE	1-15-02
DCR		DATE	1-15-02

LEGEND: